

Challenging Communication Boundaries



IPR100
IPR400
IPR110 Plus

voice over IP for analog radio systems



omnitronics

>>> the power of the IP remote

INTRODUCING...

The Omnitronics IPR Series of Radio over IP (RoIP) interfaces are designed to merge the power and flexibility of IP with our customers' analog radio equipment and networks. This greatly increases communication reach and offers many benefits including interoperability, scalability, low cost of ownership and ease of implementation. The IPR Series enables you to create flexible and powerful radio networks with convenient operator access.

Three key products make up the IPR Series interface family:

The **IPR100** is a single analog audio channel to IP interface. It is equipped with a local Omnitronics 960 Series handset/console interface or a standard 4-Wire E&M analog interface.

The **IPR400** is a four analog audio channel to IP interface providing the added ability to cross band and bridge channels in a myriad of combinations, in the convenience of a single enclosure.

The **IPR110 Plus** – Advanced VoIP and SIP Gateway, includes the IPR100 feature set with the integration of Session Initiation Protocol (SIP) allowing customers to combine their telephony PBX systems with their radio networks.

All devices use data messaging to transport signalling schemes such as SELCAL, ANI, DTMF and CTCSS overcoming the problems normally associated with losses from compression algorithms and lost packets. Voice Activity Detection (VAD) enables the IPR Series to work with HF radios where a Carrier Detect input is unavailable and Silence Suppression optimizes the use of available IP bandwidth and is particularly beneficial in satellite and 3G-cellular applications.

The 4-Wire E&M analog interface is provided on RJ45 connectors conforming to International Standards. Each port provides balanced two wire 600 ohm transformer coupled TX and RX audio interfacing, isolating the IPR from the radio and virtually eliminating ground noise and induced signal interference.

The IPR Series interface family can be configured within LAN, VPN or WAN environments using a standard web browser. The devices support both DES and AES encryption which can be enabled for all voice and data transmissions. Restrictions do apply regarding export of AES encryption and Export Applications would apply for AES enabled IPR Series for overseas sales.

Features of the IPR Series interface range

- VoIP with unicast, multicast and IP conferencing
- 10/100 BaseT Ethernet port via RJ45 connector
- Radio or analog interface 4-Wire E&M
- Electrically isolated radio interface
- Voice Activity Detection with Silence Suppression
- Multiple codec and compression algorithm selection
- SELCAL, DTMF and CTCSS operation with compression
- RS-232 data tunnelling over IP – 1200Baud to 38.4KBaud
- Site monitoring I/O on the IPR400 using SNMP
- Front panel activity and diagnostic indicators
- In-built test facilities via Web browser configuration program
- Static or dynamic (LAN) IP address configuration
- UPnP for device discovery
- DES and optional AES encryption capable
- Interfaces with SIP phone and PBX compatible devices

Suitable Markets

- Emergency service/Public safety
- Power/Water utilities
- Telecommunications providers
- Transport industries
- Mining companies
- Government agencies

Suitable Applications

- Remote radio and operator access
- Leased line replacement
- Radio bridging over IP
- Radio or microwave link replacement
- SIP phone to radio interfacing
- Communication redundancy and rationalization



IPR100

IPR400

IPR110 Plus



ote interface product range

IPR100

IPR100 interfaces can be used to create IP links between two or more radios using point to point Unicasting, point to multi point Multicasting or IP Conferencing communications. The IP Conferencing feature is a powerful protocol that provides a multicasting type feature on a network such as a DSL connection (which would normally not support multicasting). A standard TCP/IP RJ45 interface connection to the IPR100 provides the IP network interface.

Two analog ports are provided for the audio interface. An RJ45 with a 4-Wire E&M port allows brand independent radios to connect to an international standard. Additionally the "Handset" accessory port on the front of the IPR100 provides a balanced half-duplex connection for a standard Omnitronics 960 Handset or 960 Console peripheral. Multiple 960 peripherals can be paralleled to the handset port allowing multiple operators to share the IP connection from the IPR100. This IP connection then accesses other remote Omnitronics IPR Series interfaces to control the device connected at that remote location. Omnitronics supports audio digitization compression algorithms from the standard G.711 64kpbs to the GSM 13kpbs.

Unique Advantages of the IPR100:

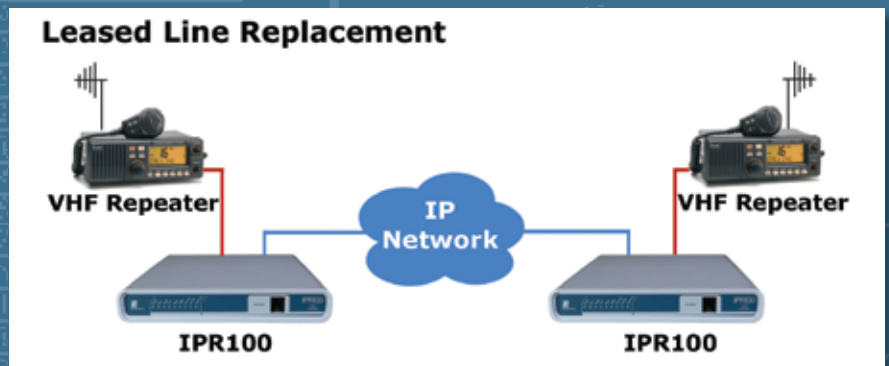
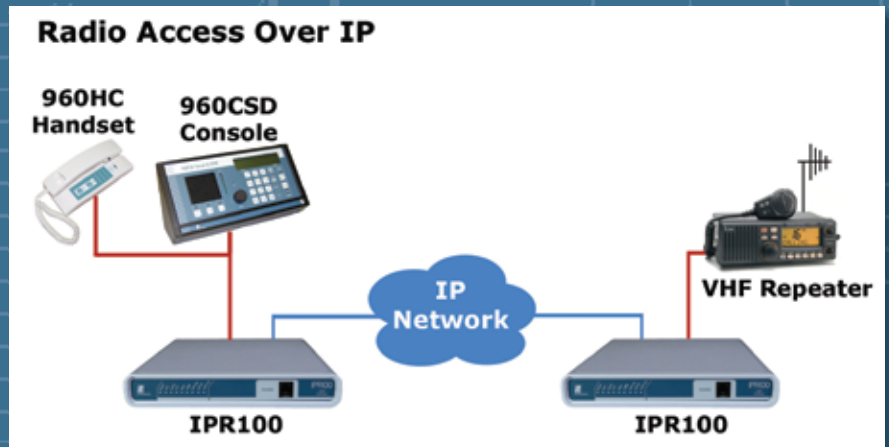
- > Eliminates the need for expensive leased lines or maintenance hungry radio links
- > SIP enabled open standards based connections to PBX and SIP phones
- > Compatible with satellite communications and 3G Cellular
- > Signalling schemes sent as data allowing full compression of the audio

Application Diagrams

Radio Access Over the Internet

An operator can control and monitor a remote transceiver across a LAN, VPN or the Internet. The IP link configured with Port Forwarding, or as a DMZ Host, will allow the two IPR100

"Create IP links between two or more radios using point to point Unicasting, point to multi point Multicasting or IP Conferencing."



devices to connect and pass voice and data packets between the two ends. SELCAL, CTCSS and DTMF are also transported reliably, regardless of the level of compression that is employed. Omnitronics handsets and consoles can be multi-dropped to allow shared access to the transceiver by a number of operators.

Leased Line Replacement

Two radios can be connected back-to-back over an IP link replacing an existing leased line. PTT and COS signals are transported over the IP link as data messages and external links enable both controls to be configured for active high, active low or contact control. Full duplex voice is supported.

Challenging Communication Boundaries

IPR400

The IPR400 is a full featured, highly flexible four-port VoIP Gateway and Interconnect. It is designed to provide Voice over IP extensions for analog radio equipment and to facilitate interoperability between disparate radio systems such as UHF, VHF, HF and Trunking.

The device supports up to four VoIP channels which can be mapped to its four radio channels. This provides the means to link together groups of radios and VoIP channels in a myriad of combinations. The device is ideally suited for repeater site applications and accessing those sites from dispatch consoles. Its built compression algorithms ensure efficient and minimal use of IP bandwidth and corporate IP Networks. SNMP provides analog and digital site monitoring of the IPR400. This enables network managers to readily interrogate network hubs, control remote functions or monitor system health and integrity.

Unique Advantages of the IPR400:

- > Radio cross banding and audio bridging with IP access
- > Facilitates inter-agency interoperability
- > SNMP monitoring and control

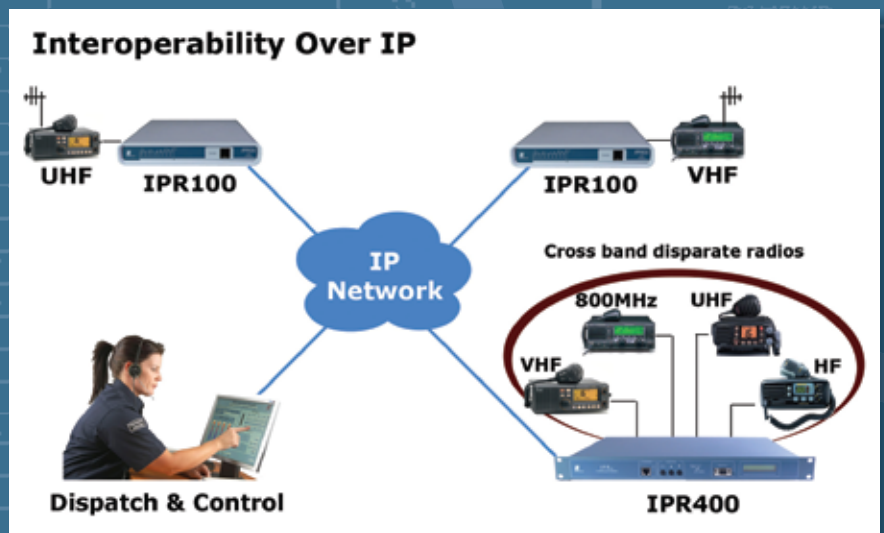
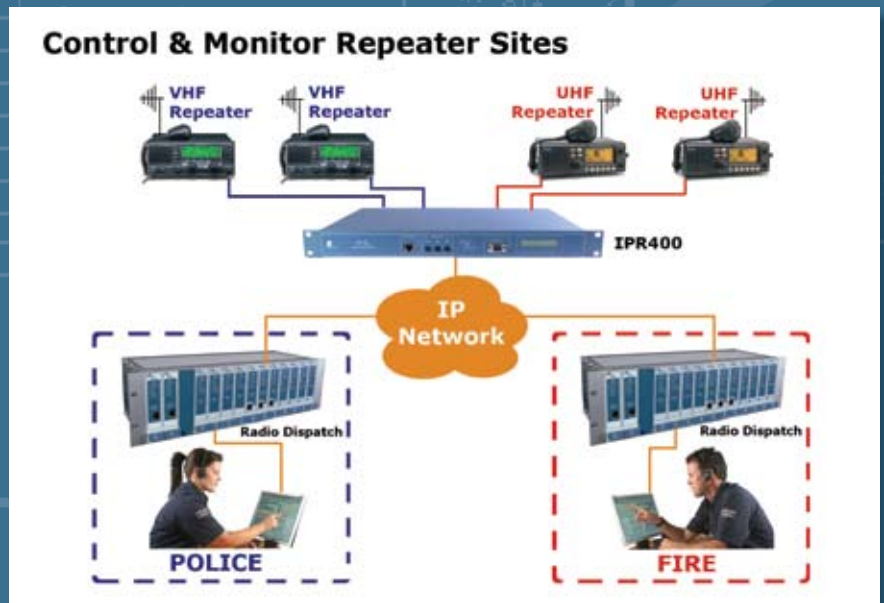
Application Diagrams

Control and Monitor Repeater Sites

This illustration demonstrates a repeater site with two UHF and two VHF transceivers, belonging to two different agencies. The IPR400 acts as the IP gateway for the analog radios. Any audio that is received from either of the four radios will be multicast to the VLAN. Dispatch systems such as the DX64 will receive and process the audio. This means that dispatch operators at the different agencies can monitor and control all communications through that repeater site.

Interoperability Over IP

The IPR products enable interoperability with point to point or point to multipoint connections using either unicast or multicast IP addressing. The IPR100's and IPR400's allow multiple disparate transceivers such as VHF, UHF and trunking to be interconnected over an IP network in various combinations.



"It is designed to provide Voice over IP extensions for analog radio equipment and to facilitate interoperability between disparate radio systems."

>>> the power of the IP remote interface product range

IPR110 PLUS – ADVANCED VOIP AND SIP GATEWAY

The IPR110 Plus – Advanced VoIP and SIP Gateway is changing the way organisations communicate with their radio networks.

The IPR110 Plus extends the feature set of the IPR100 with three major feature inclusions:

1. Interfaces an organizations PBX and SIP phone users with their radio network.
2. Interfaces mobiles and portables in the field with an organizations PBX and SIP phones.
3. Provides a serial channel change control and VoIP interface for remote base stations.

The gateway enables users to connect to remote radio networks from their existing office based SIP compatible PBX systems and, at the same time, it gives users of two-way radios the ability to dial SIP phones or telephone extensions from the field. The IPR110 Plus possesses some unique features including the ability to configure DTMF or SELCALL (5-Tone) tone sequences to manage connections and control radio functions. Radio users can establish a phone call by keying a pre-set DTMF or SELCALL sequence. On the radio side, the status of a SIP call, whether incoming or outgoing, is translated into familiar tones for the radio user.

The IPR110 Plus also includes a Channel Change (frequency) mode. This enables a remote operator with a DTMF keypad to change the frequency of the attached radio. Channel change occurs via the serial port. For example, an operator with a SIP phone can establish a connection to a radio then change the

“The gateway enables users to connect to remote radio networks from their existing office based SIP compatible PBX systems and, at the same time, it gives users of two-way radios the ability to dial SIP phones or telephone extensions from the field.”

channel on that radio. The IPR110 Plus supports the feature set of the IPR100 in addition to the above capabilities.

Unique Advantages of the IPR110 Plus:

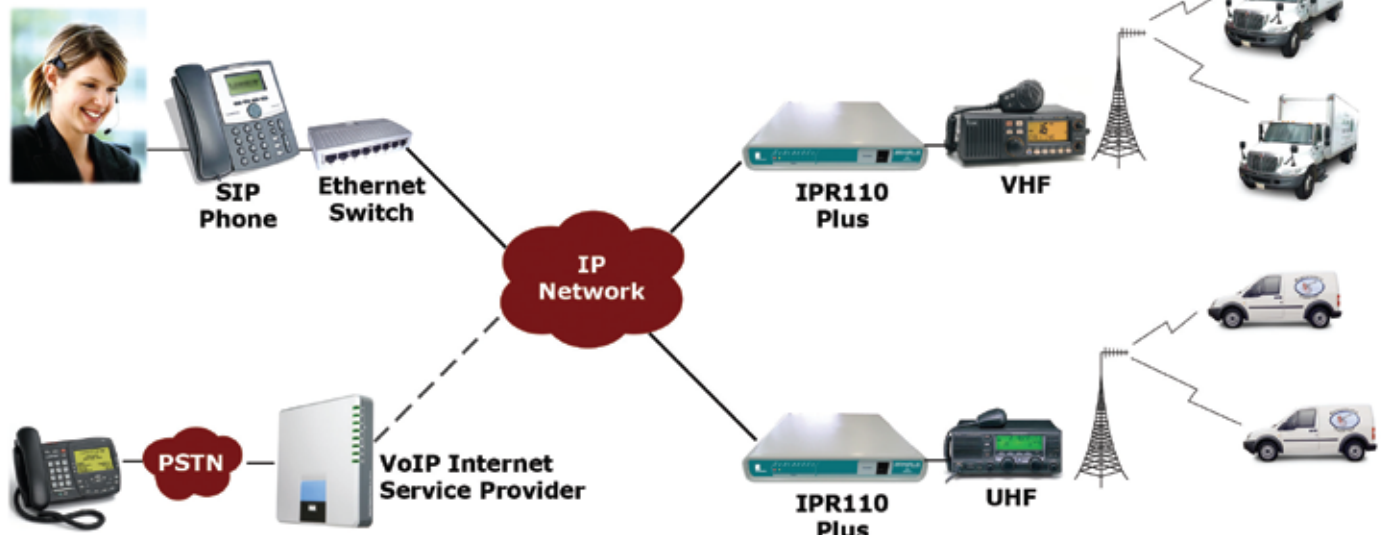
- > Conveniently connect to and from SIP Phones and SIP PBX's
- > Operates like a phone system where calls are initiated by either the SIP phone or the radio user
- > Easy to install and begin using straight away with minimal training

Application Diagram

Managing Radio Connections from a SIP Phone

The IPR110 Plus is unique in that office based SIP phone users can conveniently communicate with remote radio users. Likewise two-way radio users have the ability to dial SIP phones or telephone extensions from the field. The diagram below demonstrates how an Operations Manager can directly communicate with transport vehicles from the convenience of their desk.

Manage Radio Connections Using a SIP Phone



SPECIFICATIONS

| | IPR100/IPR110 Plus | IPR400 |
|------------------------------------|---|---|
| Power | | |
| Voltage | 12Vdc (11.5V to 13.8Vdc) | 12Vdc (11.5V to 13.8Vdc) |
| Current | 300mA | 500mA |
| Radio Port | | |
| Number of channels | 1 | 4 |
| Connector | 8-way US modular (RJ45) | 8-way US modular (RJ45) |
| Configuration | Four wire E&M fully isolated | Four wire E&M fully isolated |
| Input Impedance | 600 ohms | 600 ohms |
| Output Impedance | 600 ohms | 600 ohms |
| Input Levels | -27dBm to +4dBm (-10dBm nominal) | -27dBm to +4dBm (-10dBm nominal) |
| Output Levels | -27dBm to +4dBm (-10dBm nominal) | -27dBm to +4dBm (-10dBm nominal) |
| Software level attenuation | 0 to -18dB in 3dB steps | 0 to -18dB in 3dB steps |
| Frequency Response | 300 to 3000 Hz (within 1 dB) | 300 to 3000 Hz (within 1 dB) |
| E-Input Lead | Opto coupled @ 5 to 50Vdc. Link configurable for voltage, contact, switched ground or switched power. | Opto coupled @ 5 to 50Vdc. Link configurable for voltage, contact, switched ground or switched power. |
| M-Output Lead | Relay contacts limited to 30W (30Vdc or 1A). Link configurable for voltage, contact, switched ground or switched power. | Relay contacts limited to 30W (30Vdc or 1A). Link configurable for voltage, contact, switched ground or switched power. |
| Handset/Console Port | | |
| Connector | 6-way US modular | - |
| Configuration | Two wire balanced half duplex audio, power, E&M control | - |
| Input Impedance | 50K ohms | - |
| Output Impedance | 500 ohms | - |
| Input Level Range | -27dBm to +4dBm (-10dBm nominal) | - |
| PTT Input | Contact to 0Vdc | - |
| Busy Output | +12Vdc | - |
| RS-232 Port | | |
| Number of channels | 1 | 4 |
| Connector | DB9 Female (DCE) | DB9 Female (DCE) |
| Serial Data range | 1200 baud - 38400 baud | 1200 baud - 38400 baud |
| Network Interface | | |
| Connector | 8-way RJ45 | 8-way RJ45 |
| Interface | 10 BASE-T or 100 BASE-TX Ethernet with autodetect | 10 BASE-T or 100 BASE-TX Ethernet with autodetect |
| Protocol | RTP - Unicast, Multicast, Conferencing | RTP - Unicast, Multicast |
| Vocoders | G.711, G.726 ADPCM, GSM (13Kbps) | G.711, G.726 ADPCM, GSM (13Kbps) |
| Site Monitoring I/O | | |
| Analog inputs | - | 8 + temperature |
| Digital I/O | - | 2 opto inputs, 2 relay outputs |
| Front Panel Facilities | | |
| 2 line by 16 character LCD | - | System status, RS232 activity, radio activity |
| User push buttons | - | Menu control, user commands |
| Front Panel Indicators | | |
| System | Power OK, CPU RUN, VoIP Link OK | - |
| RS-232 | Activity | - |
| Radio Port | PTT output active, COS input active | - |
| Ethernet | 10Mbps/100Mbps, Link Active, Activity | - |
| Physicals and Environmental | | |
| Style | Desk mount | 1RU 19 inch rack mount |
| Weight | 0.7 kg/1.54lb | 1.7 kg/3.75lb |
| Shipping Weight | 1.4kg/3.09lb | 3.5kg/7.72lb |
| Dimensions | 270mm(W) x 35mm(H) x 230mm(D) or 8.66"(W) x 1.37"(H) x 9.05"(D) | 484mm(W) x 44mm(H) x 265mm(D) or 19.06"(W) x 1.73"(H) x 10.43"(D) |

Note. Specifications are subject to change without notice.



North America Office:
8301 Cypress Plaza Drive, Suite 105,
Jacksonville, FL 32256
Phone: +1 904 425 0336
Fax: +1 904 208 2697

Head Office:
15 Hector Street, Osborne Park,
WA 6017, Australia
Tel: +61 8 9445 2633
Fax: +61 8 9445 1687

International Sales Office:
301 Coronation Drive, Milton,
QLD 4064, Australia
Tel: +61 7 3369 5733
Fax: +61 7 3369 5799

E-mail: sales@omnitronics.com.au
www.omnitronics.com.au